



Mini-Dome Camera Enclosure

Install Guide

IMPORTANT SAFEGUARDS

1. Read instructions - All the safety and operating instructions should be read before the unit is operated.

2. Retain Instructions - The safety and operating instructions should be retained for future reference.

3. Heed Warnings - All warnings on the unit and in the operating instructions should be adhered to.

4. Electrical Connections - Only a qualified electrician should make electrical connections.

5. Cable Runs - All cable runs must be within permissible distance.

6. Mounting - This unit must be properly and securely mounted to a supporting structure capable of sustaining the weight of the unit accordingly.

7. Qualified Installer - Installation should be done by a qualified installer.

8. Local Code Compliance - Installation should be in compliance with local codes.

9. Wall Mount Hardware Selection - Care should be exercised to select suitable hardware to install the unit, taking into account both the composition of the mounting surface and weight of the unit.

10. Periodic Inspection - Be Sure to periodically examine the unit and the supporting structure to make sure that integrity of the installation is intact.

SAFETY PRECAUTIONS



CAUTION



To reduce risk of electrical shock, **DO NOT** expose components to water or moisture

CAUTION: Refer servicing to qualified service personnel

UNPACKING

Be sure to carefully unpack the contents of the box. Items may be damaged if dropped.

BE SURE TO SAVE

1. The shipping carton and packaging materials. They are the safest material in which to make future shipments of the equipment
2. These installation and operating instructions.

SERVICE

For technical support or service, contact Dotworkz at the following number:

DOTWORKZ TECHNICAL SUPPORT
(866) 575-4689
9:00 am to 5:00 pm

Contents of the Box



Preparation

1. If wall mounting, you may need 5/16 (8 mm) diameter bolts. (Length dependent on install location)

2. Tools Needed:

- #1 Phillips head screw driver
- 7/32 Socket

Service

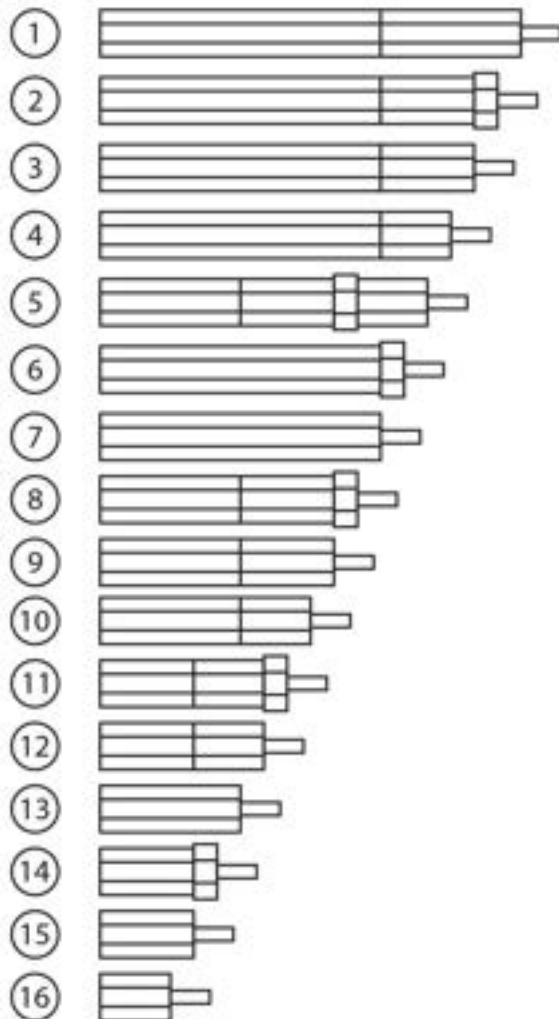
Dotworkz Technical Support
(866) 575-4689

Recommended Tools




- a. Hex Driver Set
- b. Adjustable Wrench
- c. #1 Flat Head Screw Driver
- d. Wire Strippers
- e. RJ45 Crimping Tool
- f. RJ45 Connector

Standoff Configuration




ITEM NO.	HEIGHT	STANDOFFS
1	2.25	1 1/2 standoff + 3/4 standoff
2	2.125	1 1/2 standoff + 1/2 standoff + 1/8 Hexnut
3	2	1 1/2 standoff + 1/2 standoff
4	1.875	1 1/2 standoff + 3/8 standoff
5	1.75	3/4 standoff + 1/2 standoff + 3/8 standoff + 1/8 standoff
6	1.625	1 1/2 standoff + 1/8 standoff
7	1.5	1 1/2 standoff
8	1.375	3/4 standoff + 1/2 standoff + 1/8 standoff
9	1.25	3/4 standoff + 1/2 standoff
10	1.125	3/4 standoff + 3/8 standoff
11	1	1/2 standoff + 3/8 standoff + 1/8 standoff
12	0.875	1/2 standoff + 3/8 standoff
13	0.75	3/4 standoff
14	0.625	1/2 standoff + 1/8 standoff
15	0.5	1/2 standoff
16	0.375	3/8 standoff

1



Remove lens and lens ring

2



Remove camera mounting plate

3



Remove cable gland cap


4



Insert power/data cables and tighten down cable gland cap

***If second cable gland is not in use, install cable plug. Refer to appendix on page 6.**

5



Install camera mounting standoffs

6




Install camera on camera mounting plate

7




Install PoE/Power Cable to camera

8




Install camera and camera mounting plate. Be sure to orient the camera mounting plate with the cutouts on the top and bottom.

9



Attach lens and lens ring

A



Appendix: If second cable gland is not in use, remove the cable gland cap, install the cable gland plug and tighten down the cap

LIMITED WARRANTY

DOTWORKZ, INC. PRODUCTS

DOTWORKZ SYSTEMS INC. Warrants this Product to be free from defects in material or workmanship, as follows:

PRODUCT CATEGORY	PARTS	LABOR
All Enclosures and Electronics	One (1) Year	One (1) Year
Power Supplies	One (1) Year	One (1) Year
Accessory Brackets	One (1) Year	One (1) Year

During the warranty period, to repair the product the purchaser will deliver it to Dotworkz Systems Inc. San Diego, CA or return the defective product, freight prepaid. The product to be repaired is to be returned in either its original carton or a similar package presenting an equal degree of protection with a Return Materials Authorization number displayed on the outer box or packing slip. To obtain RMA # you must contact our Technical Support Team at 866-575-4689. Dotworkz Systems will return the repaired Product, freight paid. Dotworkz Systems is not obligated to provide purchaser with a substitute unit during the warranty period or at any time. After the applicable warranty period, purchaser must pay all labor and/or parts and shipping charges.

The limited warranty stated in these product instructions is subject to all of the following terms and conditions:

- 1. NOTIFICATION OF CLAIMS: WARRANTY SERVICE:** If purchaser believes that the product is defective in material or workmanship, then a written notice with an explanation of the claim shall be given promptly by purchaser to Dotworkz Systems but all claims for warranty service must be made within the warranty period. If after investigation Dotworkz Systems determines that the reported problem was not covered by the warranty, purchaser shall pay Dotworkz Systems for the cost of investigating the problem at its then prevailing per incident billable rate. No repair or replacement of any product or part thereof shall extend the warranty period as to the entire product. The specific warranty on the repaired part only shall be in effect for a period of ninety (90) days following the repair or replacement of that part or the remaining period of the product parts warranty, whichever is greater.
- 2. EXCLUSIVE REMEDY: ACCEPTANCE:** Purchaser's exclusive remedy and Dotworkz Systems sole obligation is to supply (or pay for) all labor necessary to repair any product found to be defective within the warranty period and to supply, at no extra charge, new or rebuilt replacements for defective parts
- 3. EXCEPTIONS TO LIMITED WARRANTY:** Dotworkz Systems shall have no liability or obligation to purchaser with respect to any product requiring service during the warranty period which is subjected to any of the following: abuse, improper use, negligence, accidents, lightning damage or other acts of God (i.e., hurricanes, earthquakes), modification, failure of the end-user to follow the directions outlined in the product instructions, failure of the end-user to follow the maintenance procedures written and recommended in the product instructions and service manual, or recommended by the International Security Industry Organization. Furthermore, Dotworkz Systems shall have no liability where a schedule is specified for regular replacement, maintenance or cleaning of certain parts (based on usage) that the end-user has failed to abide to such schedule; attempted repair by non-qualified personnel; operation of the Product outside of the published environmental and electrical parameters; if such Product's original identification (trademark, serial number) markings have been defaced, altered, or removed. Dotworkz Systems excludes from warranty coverage products sold AS IS and/or WITH ALL FAULTS and excludes used Products which have not been sold by Dotworkz Systems to the Purchaser. All software and accompanying documentation furnished with, or as part of the Product is furnished "AS IS" (i.e., without any warranty of any kind), except where expressly provided otherwise in any documentation or license agreement furnished with the Product.
- 4. PROOF OF PURCHASE:** The purchaser's dated bill of sale must be retained as evidence of the date of purchase and to establish warranty eligibility.

DISCLAIMER OF WARRANTY EXCEPT FOR THE FOREGOING WARRANTIES, DOTWORKZ SYSTEMS HEREBY DISCLAIMS AND EXCLUDES ALL OTHER WARRANTIES, EXPRESSED OR IMPLIED, INCLUDING, BUT NOT LIMITED TO ANY AND/OR ALL IMPLIED WARRANTIES OF MERCHANTABILITY, FITNESS FOR A PARTICULAR PURPOSE AND/OR ANY WARRANTY WITH REGARD TO ANY CLAIM OF INFRINGEMENT THAT MAY BE PROVIDED IN SECTION 2-312(3) OF THE UNIFORM COMMERCIAL CODE AND/OR IN ANY OTHER COMPARABLE STATE STATUTE. DOTWORKZ SYSTEMS HEREBY DISCLAIMS ANY REPRESENTATIONS OR WARRANTY THAT THE PRODUCT IS COMPATIBLE WITH ANY COMBINATION OF NON-VIDEOLARM PRODUCTS OR NON-DOTWORKZ SYSTEMS RECOMMENDED PRODUCTS THAT THE PURCHASER CHOOSES TO CONNECT TO THE PRODUCT.

LIMITATION OF LIABILITY THE LIABILITY OF DOTWORKZ SYSTEMS, IF ANY, AND PURCHASER'S SOLE AND EXCLUSIVE REMEDY FOR DAMAGES FOR ANY CLAIM OF ANY KIND WHATSOEVER, REGARDLESS OF THE LEGAL THEORY AND WHETHER ARISING IN TORT OR CONTRACT SHALL NOT BE GREATER THAN THE ACTUAL PURCHASE PRICE OF THE PRODUCT WITH RESPECT TO WHICH SUCH CLAIM IS MADE. IN NO EVENT SHALL DOTWORKZ SYSTEMS BE LIABLE TO PURCHASER FOR ANY SPECIAL, INDIRECT, INCIDENTAL, OR CONSEQUENTIAL DAMAGES OF ANY KIND INCLUDING BUT NOT LIMITED TO COMPENSATION, REIMBURSEMENT OR DAMAGES ON ACCOUNT OF THE LOSS OF PRESENT OR PROSPECTIVE PROFITS, OR FOR ANY OTHER REASON WHATSOEVER.